

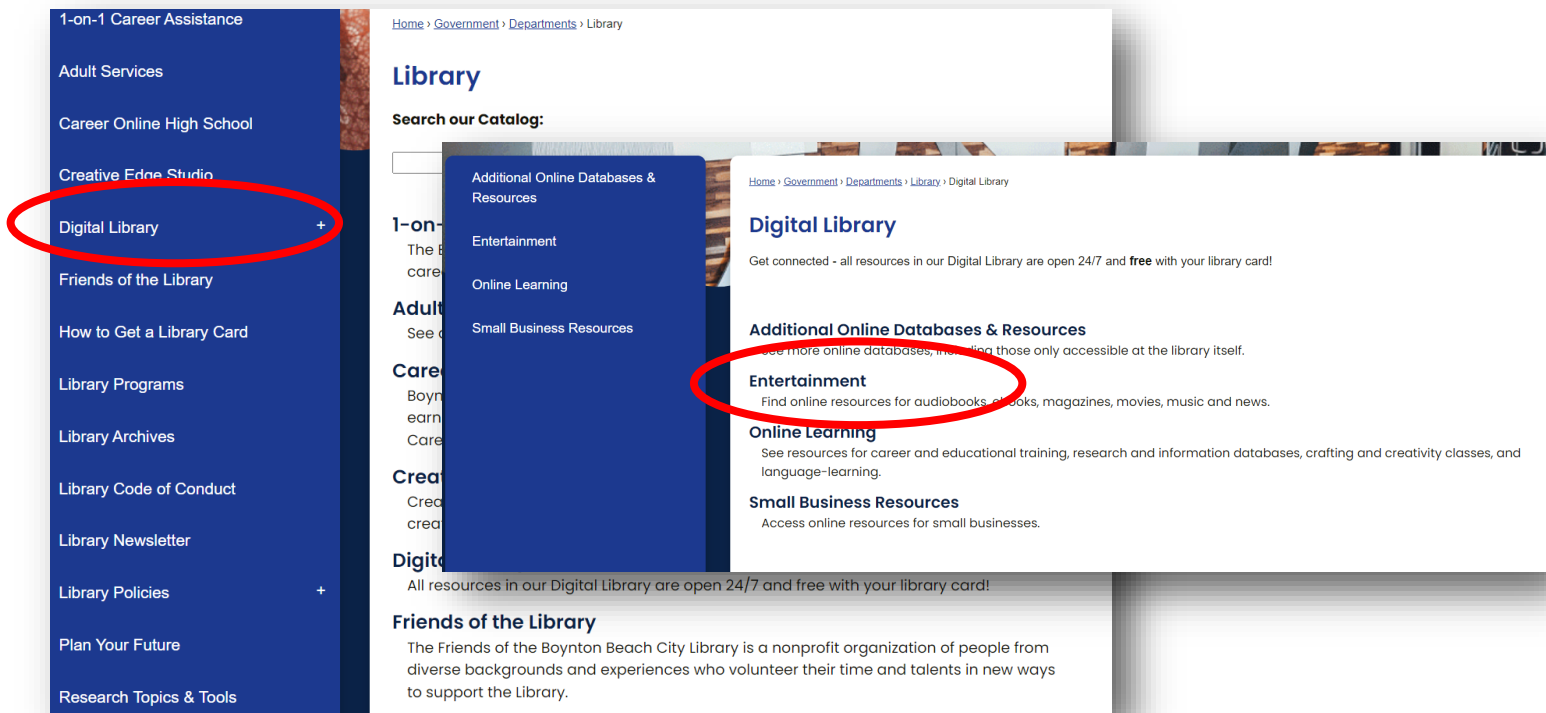
# OverDrive/Libby

**\*NOTE:** The OverDrive app is no longer available in the Apple App Store and Google Play—but the website is still available and people who already downloaded the app will still be able to use it .

Both the OverDrive app and the Libby app are products of the same company: OverDrive. While both apps serve the same purpose of borrowing and reading digital content from your library, they look and feel different, offering an entirely distinct user experience.

Libby has a more modern, user-friendly interface, which is why OverDrive pushed this app instead of its original one. In addition to the features users loved about the OverDrive app, Libby adds new features that make the app a useful pocket companion, even if you usually prefer paper books instead of digital versions.

**How to Find OverDrive/Libby on our website: Go to [Boyntonlibrary.org](http://Boyntonlibrary.org)**



## Devices compatible with our digital library:

iOS devices (iPhone, iPad) — needs iOS 10 or later.

Android devices — Android 7.1+ for the Libby app.

Amazon Fire tablets (newer ones) via Amazon Appstore.


**When reading with a Kindle:** The process is: borrow in Libby → choose “Read With...” → Kindle → send via Amazon to your Kindle e-reader (or Kindle app associated with your Amazon account).

Libby is only compatible with Fire tablets from 2020 or later, plus some earlier models.

**Kindle PaperWhite Users:** You will need a device to browse our Libby digital library and borrow materials.

## OverDrive/Libby:

1. To sign up for both OverDrive & Libby, you must have your library card. You need to search for “Boynton Beach City Library”.
2. OverDrive/Libby is run by SEFLIN (Southeast Florida Municipal Libraries Digital Consortium).
3. Once you enter in your card information, you won’t have to enter it again.



### Exploring OverDrive (desktop):

You’ll find that OverDrive is a little more difficult to navigate (that is why they really urge users to switch to Libby—it’s more straight forward and easier to navigate and download books).

On the homepage for OverDrive, you will find trending books, bestsellers, etc. There is information about the books below the cover image. Note the digital version of the titles: Ebook, Audiobook, Magazine.

At the top right corner, you will find your Account. In there you can see all your loans, holds, wish list, rated titles, recommendations, history and settings. You can borrow up to six books/audiobooks/magazines a month. In your account, you will be able to see how many borrows you have left.

### Exploring Libby:

Libby does **NOT** have a desktop version, you can only access Libby via the Libby App.

Similar to OverDrive, you **MUST** have a library card.

When using Libby, you can pick if you want to read the book using the Libby app or the Kindle App. It doesn’t really matter which app they use, it’s all based on preference.

Not all e-readers are compatible with OverDrive/Libby. Check this website to see what devices are compatible, or how to side load books for devices that can’t connect to the internet.

<https://help.overdrive.com/en-us/devices.htm>

### CloudLibrary (APP ONLY):

1. Download the Cloud Library App from your App Store.
2. Open the application.
3. Select Language -> Country, State & Library (Boynton Beach City Library). Select Next.
4. Select “Accept” on Terms and Conditions Page.
5. Enter your Library Card Number – Select “Login.”
6. On the bottom of the screen, select “Search” to find titles.
7. Select a title you would like to borrow. Select “borrow” then “read”



# kanopy

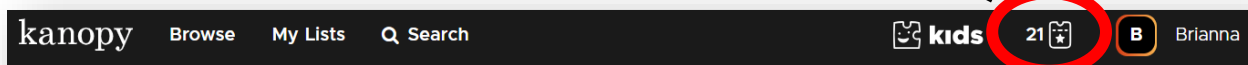
Kanopy is an on-demand streaming video platform for public and academic libraries that offers films, TV shows, educational videos and documentaries. The service is free for users.

Unlike other streaming services, to get to Kanopy's website you just need to go to: [kanopy.com](https://kanopy.com) or download the Kanopy app.

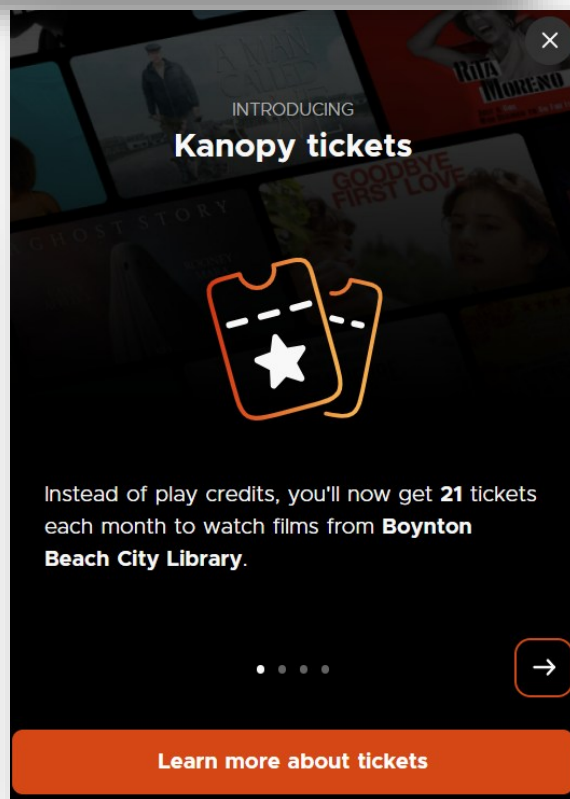
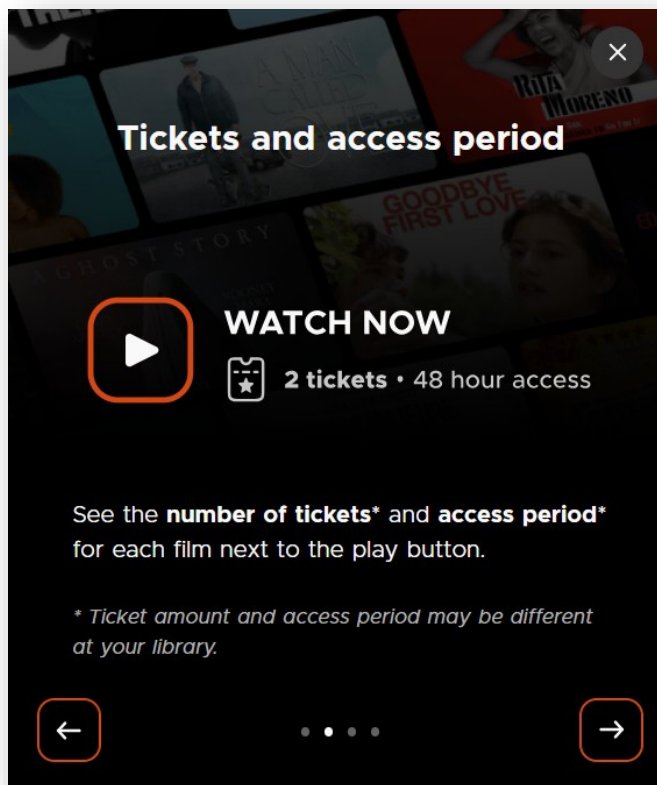
To create a Kanopy account, you will need your library card for registration. Either download the Kanopy mobile app or go to [Kanopy.com](https://kanopy.com) on any web browser.

Click on "FIND YOUR LIBRARY" where you will enter "Boynton Beach City Library" and then "ADD A LIBRARY CARD" where you will be prompted to enter your library card number (card number starts with: 42200...) You will be asked to enter your email address and create a password. You will then be taken to the Kanopy homepage.

Whenever you log in, the number of tickets you have will be displayed in the top right hand corner.



Kanopy gives you 21 "tickets" a month to use towards watching movies, tv shows



You'll need an internet connection to watch films on Kanopy. Films can't be downloaded to your device.

Once logged in, you will be taken to Kanopy's homepage for the Boynton Beach City Library.

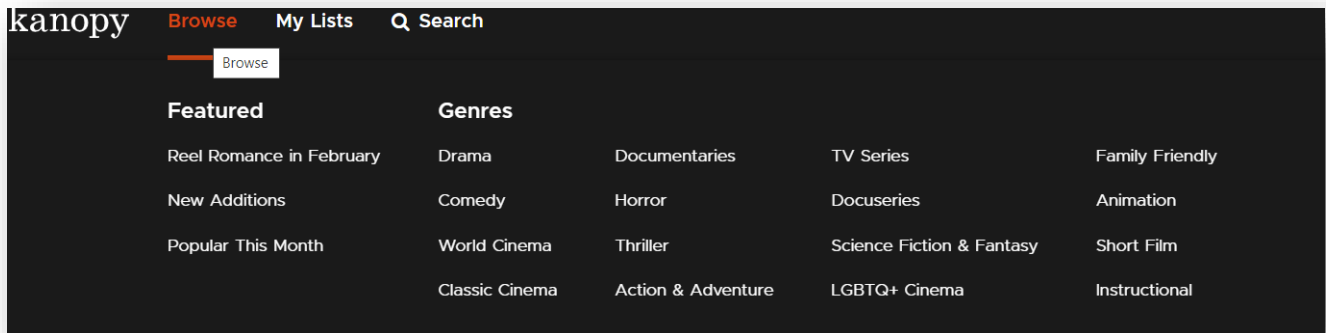
The homepage for Kanopy will feature popular genres, new titles and recommended videos.

You can create lists (when you find a title, just click on "+" to add it to a list):

**Continue Watching:** This is where your videos that we are watching will be listed. It will also show you how many minutes are left in your show along with how long you have left with the title.

**My Watchlist:** This is where you are able to create lists for titles you want to watch later.

**Custom Playlists:** You can also create playlists.



Once you find a video you would like to borrow:

The "amount" of tickets it costs will be on the listing.

It will also show you how long you have access to that title. If your access is expired, you will have to use additional tickets to continue watching.

